

# PUBLIC HEALTH DEVON OUTCOMES REPORT

## Domain 2. Health Improvement

### Indicator 2.07 Hospital Admissions for injuries, aged 0 to 14

Period: 2015-16

#### RAG Rating

**G** Green

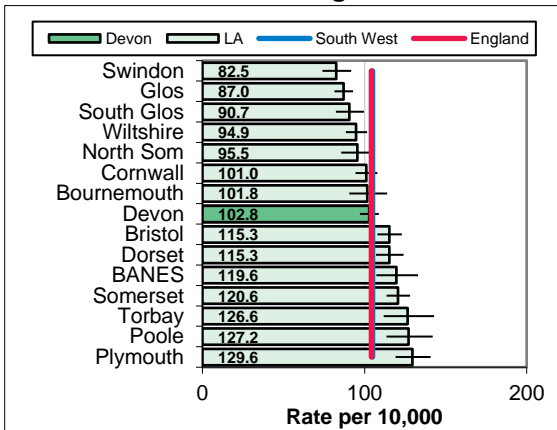
Amber

Red

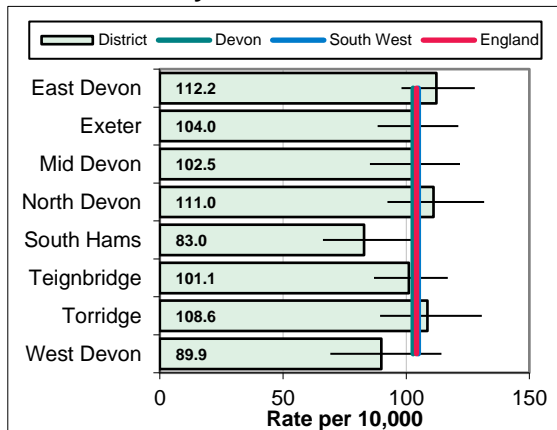
**Overview**  
1,211 persons aged 0 to 14 were admitted to hospital due to accidental and deliberate injuries in 2015-16. The standardised rate per 10,000 in Devon was 102.8, which is below the South West (105.0), local authority comparator group (106.3), and England (104.2) rates. Within Devon the highest admission rates were seen in East Devon (112.2) and the lowest in South Hams (83.0). In Devon, rates for 2015-16 are lower than the previous year, but this change is not significant.

**Equalities**  
Admissions for injuries are significantly higher in males than females. Higher admission levels are seen in very young children (0 to 4) and those aged 13 or 14 years. Admission rates are also typically higher in more deprived areas.

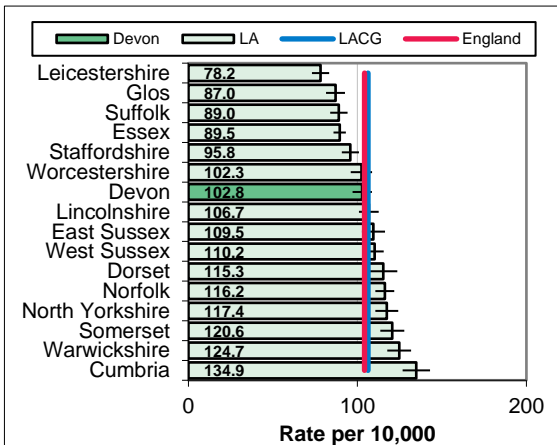
#### South West Benchmarking



#### Local Authority District



#### Local Authority Comparator Group



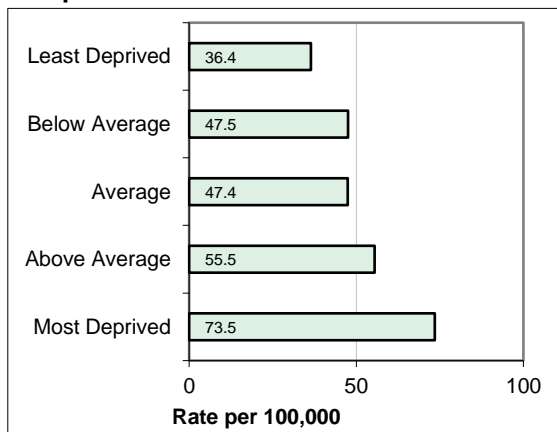
#### CCG and Locality Comparison

NOT CURRENTLY AVAILABLE AT CCG / LOCALITY LEVEL

#### Trend



#### Inequalities



## PUBLIC HEALTH DEVON OUTCOMES REPORT INDICATOR SPECIFICATION

### Domain 2. Health Improvement

#### Indicator 2.07 Hospital Admissions for injuries, aged 0 to 14

Period: 2015-16

<b>Description</b>	Crude rate of hospital emergency admissions caused by unintentional and deliberate injuries in children and young people aged 0-14 years, per 10,000 resident population
<b>Source</b>	Public Health England Knowledge and Information Team (South West)
<b>Update Frequency</b>	Annual
<b>Outcomes Framework</b>	Public Health Outcomes Framework Indicator 2.07
<b>Detailed Specification</b>	Numerator is the number of finished emergency admissions (episode number = 1, admission method = 21 to 28), with one or more codes for injuries and other adverse effects of external causes (ICD 10: S00-T79 and/or V01-Y36) in any diagnostic field position, in children (aged 0-14 years). Admissions that only include T80-98 or Y40-98, quality of care issues, in any field are excluded. Denominator is mid-year population estimate for the relevant year for children aged 0-14 years, unrounded populations. The numerator is divided by the denominator; the resulting value is then multiplied by 10,000 to give a crude rate per 10,000 population.
<b>Chart Notes South West</b>	Compares Upper Tier / Unitary Local Authorities in the South West Region. Error bar is 95% confidence interval.
<b>Chart Notes Local Authority</b>	Compares Local Authority Districts in the Devon County Council area. Error bar is 95% confidence interval.
<b>Chart Notes Comparator</b>	Compares Devon to similar upper tier / unitary local authorities using the 15 closest comparator councils from the Institute of Public Finance (IPF) statistical neighbours. Error bar is 95% confidence interval.
<b>Chart Notes CCG/Local Authority</b>	Rates are not currently available at a Clinical Commissioning Group and locality level.
<b>Chart Notes Trend</b>	Compares Devon rate with South West region and England over time.
<b>Chart Notes Inequalities</b>	Compares areas within England based on area deprivation. National deprivation quintiles from the 2015 Indices of Deprivation (Index of Multiple Deprivation) used.