

# DEVON HEALTH AND WELLBEING OUTCOMES REPORT

## Priority 5: Life Long Mental Health

**Indicator:** Hospital Admissions for Self-Harm, Aged 10 to 24

**Period:** 2016-17

**UPDATED INDICATOR**

### RAG Rating

	Green
	Amber
<b>R</b>	<b>Red</b>

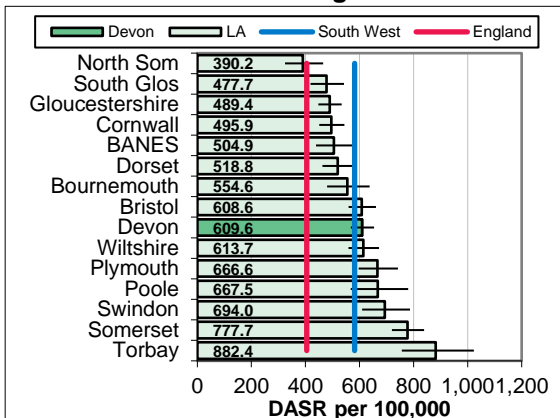
#### Overview

There were 786 hospital admissions for self-harm in persons aged 10 to 24 in Devon in 2016-17. The rate per 100,000 in Devon was 609.6, which is above the South West (581.8), local authority comparator group (461.2) and England (404.6) rates. Admission rates increased from 376.6 in 2007-08 to 609.6 in 2016-17. Within Devon, rates were highest in Torridge and lowest in the Mid Devon.

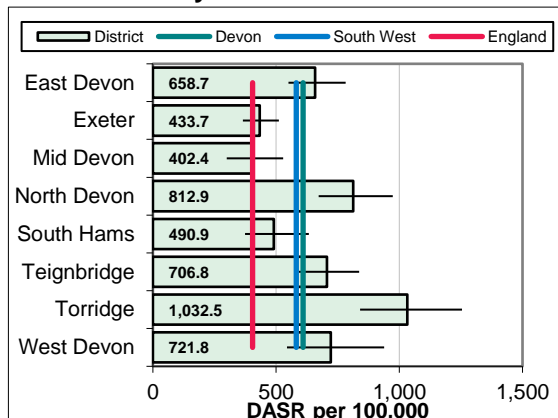
#### Equalities

Rates of hospital admission for self-harm are three times higher in females than males and the gap has widened in recent years. Within the 10 to 24 age group admission rates were highest in those aged 15 to 19 (1011.7). Admission rates also are higher in more deprived areas, with a rate of 1137.4 in the most deprived areas compared with 462.0 in the least deprived areas.

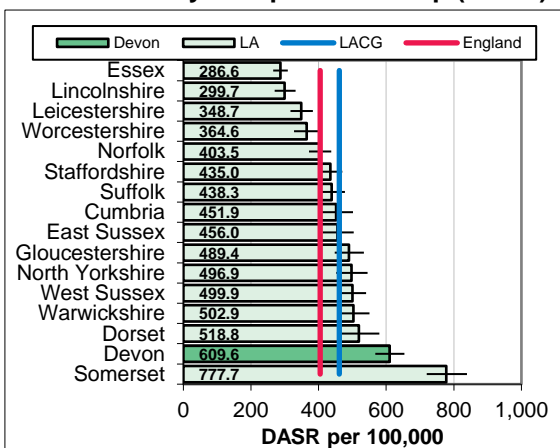
#### South West Benchmarking



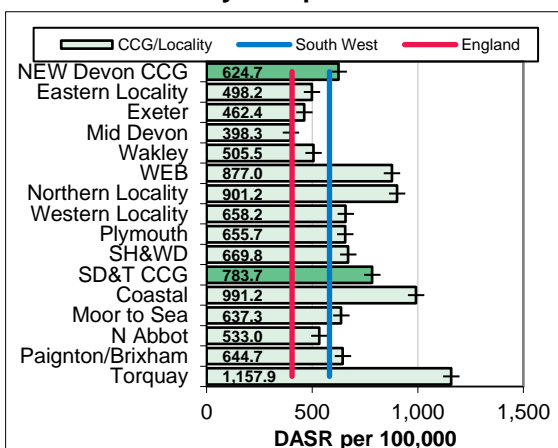
#### Local Authority District



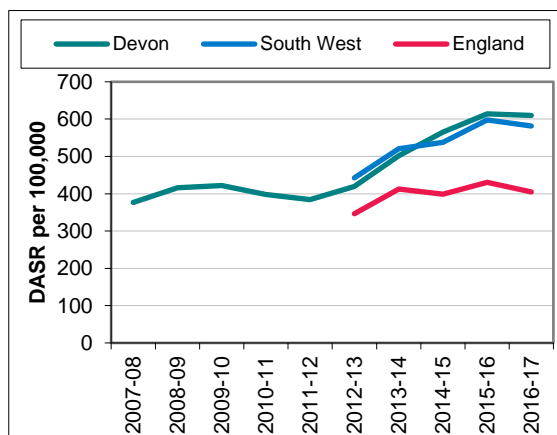
#### Local Authority Comparator Group (LACG)



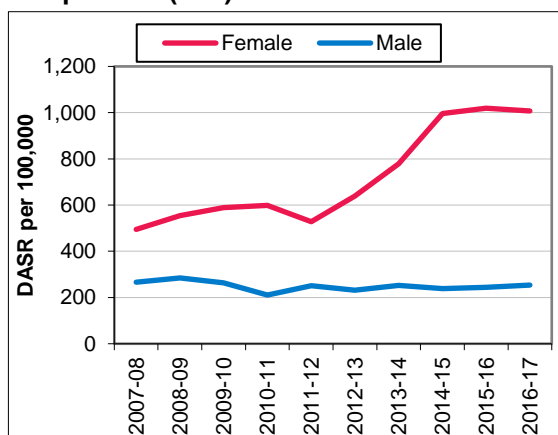
#### CCG and Locality Comparison



#### Trend



#### Inequalities (Sex)



# DEVON HEALTH AND WELLBEING OUTCOMES REPORT

## INDICATOR SPECIFICATION

**Priority 5:** Life Long Mental Health

**Indicator:** Hospital Admissions for Self-Harm, Aged 10 to 24

**Period:** 2016-17

<b>Description</b>	Direct Age Standardised Rate of finished admission episodes for self-harm per 100,000 population aged 10 to 24 years
<b>Source</b>	Source: CHIMAT Child Health Profiles <a href="http://www.chimat.org.uk/profiles">http://www.chimat.org.uk/profiles</a> Uses Hospital Episode Statistics from Health and Social Care Information Centre
<b>Update Frequency</b>	Annual, 2017-18 due May 2019
<b>Outcomes Framework</b>	Local Proxy Indicator based on CHIMAT Child Health Profiles.
<b>Detailed Specification</b>	Numerator is number of finished admission episodes in children aged between 10 and 24 years where the main recorded cause is between 'X60' and 'X84' (Intentional self-harm). Population for people aged 10 to 24, aggregated into quinary age bands. Age specific rates are calculated and multiplied by the standard population for each age group and aggregated to give the age adjusted count of deaths for the area, and divided by the total standard population and multiplied by 100,000 to give the age standardised mortality rate for the area. The 2013 revision to the European Standard Population has been used.
<b>Chart Notes South West</b>	Compares Upper Tier / Unitary Local Authorities in the South West Region. Error bar is 95% confidence interval.
<b>Chart Notes Local Authority</b>	Compares Local Authority Districts in the Devon County Council area. Error bar is 95% confidence interval.
<b>Chart Notes Comparator</b>	Compares Devon to similar upper tier / unitary local authorities using the 15 closest comparator councils from the Institute of Public Finance (IPF) statistical neighbours for 2015. Error bar is 95% confidence interval.
<b>Chart Notes CCG/Locality</b>	Displays rates for the two Clinical Commissioning Groups in the wider Devon area, their localities, and their sub-localities. This is based on the geographic areas defined at Lower Super Output Area level <a href="https://bit.ly/2kiz9zC">https://bit.ly/2kiz9zC</a> . Error bar is 95% confidence interval.
<b>Chart Notes Trend</b>	Compares Devon rate with South West region and England over time.
<b>Chart Notes Inequalities</b>	Compares rates within Devon by sex.