

# DEVON HEALTH AND WELLBEING OUTCOMES REPORT

## Priority 1: Children, Young People and Families

### Indicator: Teenage Conception Rate

Period: 2016

**UPDATED INDICATOR**

#### RAG Rating

**G** Green

Amber

Red

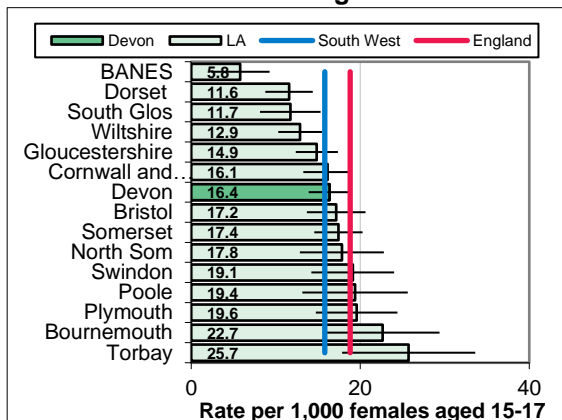
#### Overview

There were 194 conceptions in Devon between October 2015 and September 2016 for females aged under 18, with around half leading to a birth. The latest rate (16.4 per 1,000 females) was broadly in line with South West (15.8), local authority comparator group (16.6) and England (18.8) rates. Rates have fallen significantly over recent years.

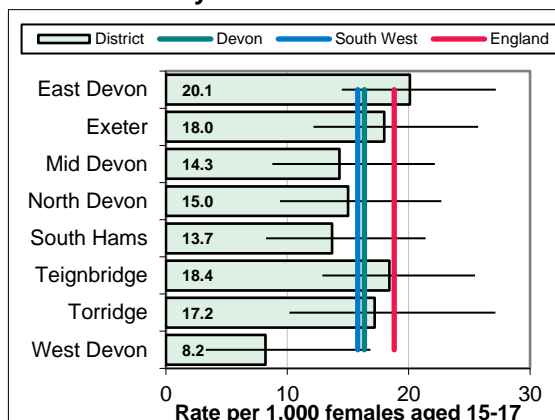
#### Equalities

There is a very clear link between area deprivation and conception rates, with higher rates in the most deprived areas both locally and nationally, although rates have fallen more rapidly in the most deprived wards in recent years. Most teenage conceptions occur at the age of 17, and there are only a small proportion under the age of 16 (around 30 per annum), with less than 10 under 16 births per year.

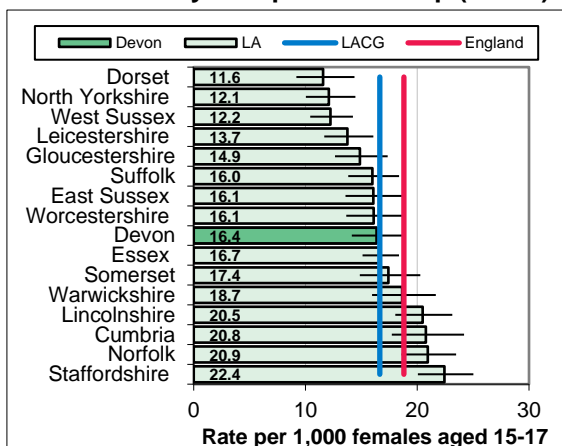
#### South West Benchmarking



#### Local Authority District



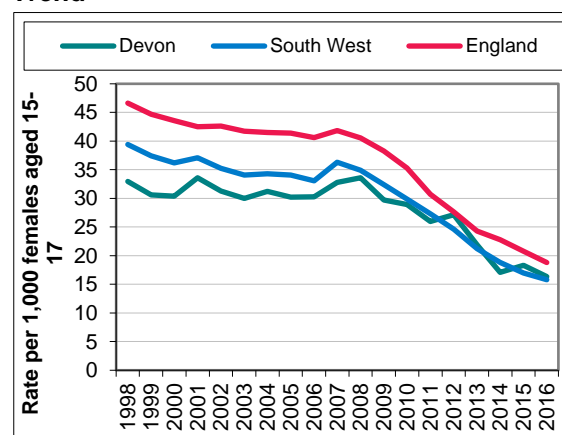
#### Local Authority Comparator Group (LACG)



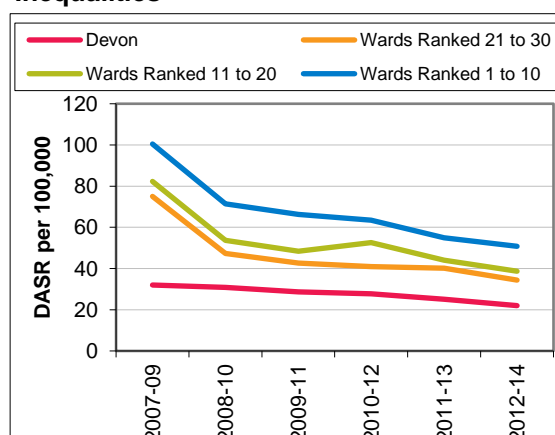
#### CCG and Locality Comparison

NOT CURRENTLY AVAILABLE AT CCG / LOCALITY LEVEL

#### Trend



#### Inequalities



# DEVON HEALTH AND WELLBEING OUTCOMES REPORT

## INDICATOR SPECIFICATION

**Priority 1:** Children, Young People and Families

**Indicator:** Teenage Conception Rate

**Period:** 2016

<b>Description</b>	Conceptions in women aged under 18 per 1,000 females aged 15-17.
<b>Source</b>	Office for National Statistics
<b>Update Frequency</b>	Annually - 16 months in arrears
<b>Outcomes Framework</b>	Public Health Outcomes Framework Indicator 2.04
<b>Detailed Specification</b>	Number of pregnancies that occur to women aged under 18, that result in either one or more live or still births or a legal abortion under the Abortion Act 1967. Population aged 15 to 17 derived from Office for National Statistics Mid Year Population Estimates. Conceptions are divided by population and then multiplied by 1,000.
<b>Chart Notes South West</b>	Compares Upper Tier / Unitary Local Authorities in the South West Region. Error bar is 95% confidence interval.
<b>Chart Notes Local Authority</b>	Compares Local Authority Districts in the Devon County Council area. Error bar is 95% confidence interval.
<b>Chart Notes Comparator</b>	Compares Devon to similar upper tier / unitary local authorities using the 15 closest comparator councils from the Institute of Public Finance (IPF) statistical neighbours for 2015. Error bar is 95% confidence interval.
<b>Chart Notes CCG/Locality</b>	Rates are not currently available at a Clinical Commissioning Group and locality level.
<b>Chart Notes Trend</b>	Compares Devon rate with South West region and England over time.
<b>Chart Notes Inequalities</b>	Compares rates in the wards with the highest teenage conception areas with the Devon average over time.