

# DEVON HEALTH AND WELLBEING OUTCOMES REPORT

## Priority 1: Children, Young People and Families

Indicator: Excess Weight in 10 / 11 Year Olds

Period: 2016-17 (School Yr)

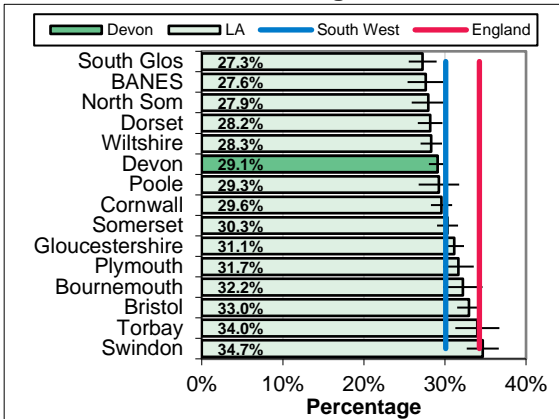
### RAG Rating

|   |       |
|---|-------|
|   | Green |
| A | Amber |
|   | Red   |

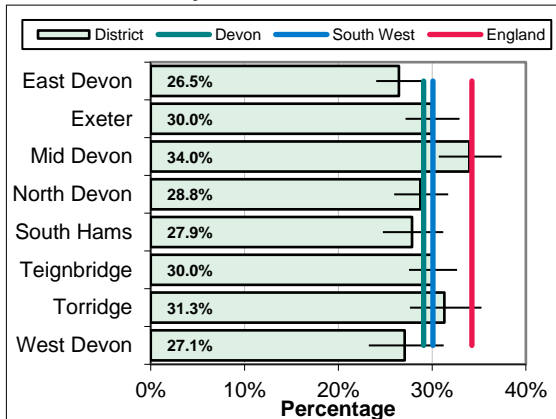
**Overview**  
This measure of 'excess weight' covers children classified as overweight or very overweight. In year six (aged 10 or 11) 29.1% of pupils in Devon were recorded in the excess weight category, which was below the South West (30.0%), local authority comparator group (31.3%), and England (34.3%) rates. The rates in the East Devon, Exeter, North Devon, the South Hams, Teignbridge and West Devon were significantly below the national rate. Rates decreased on 2013-14 levels.

**Equalities**  
Levels of excess weight are higher in more deprived areas. Levels of excess weight were also higher in boys than girls. No significant differences were observed by ethnic group in Devon.

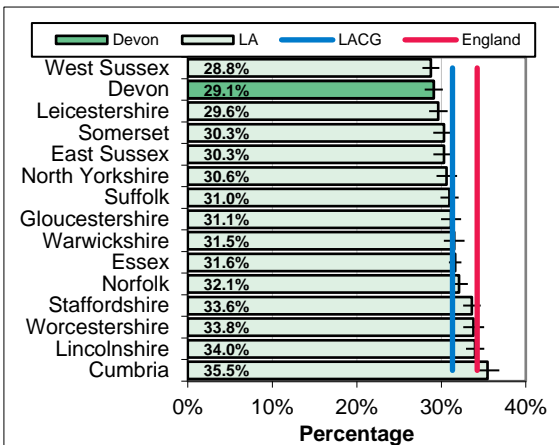
### South West Benchmarking



### Local Authority District



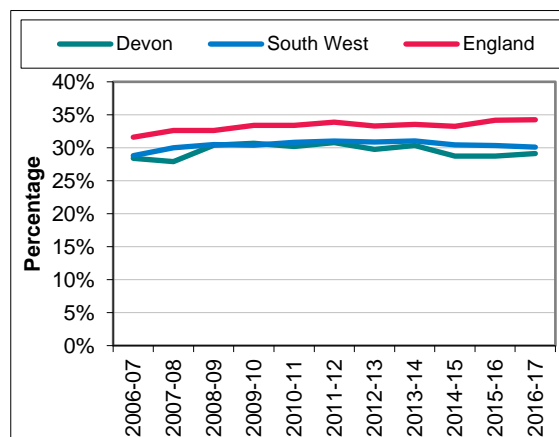
### Local Authority Comparator Group (LACG)



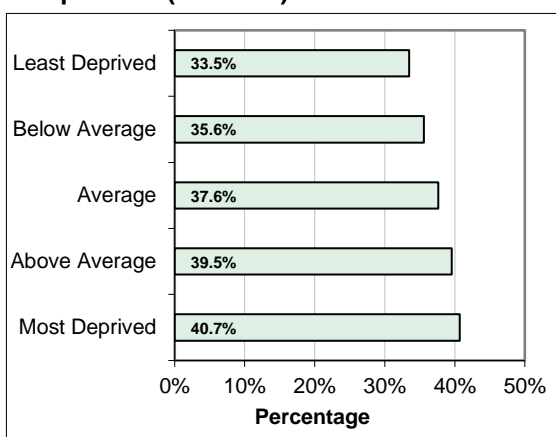
### CCG and Locality Comparison

NOT CURRENTLY AVAILABLE AT CCG / LOCALITY LEVEL

### Trend



### Inequalities (National)



# DEVON HEALTH AND WELLBEING OUTCOMES REPORT

## INDICATOR SPECIFICATION

**Priority 1:** Children, Young People and Families

**Indicator:** Excess Weight in 10 / 11 Year Olds

**Period:** 2016-17 (School Yr)

|                                    |   |
|------------------------------------|---|
| <b>Description</b>                 | Proportion of children aged 10-11 (year six) classified as overweight or very overweight.   |
| <b>Source</b>                      | NHS Digital and Devon Public Health Intelligence Team   |
| <b>Update Frequency</b>            | Annually, four months after end of school year (2017-18 due November 2018).   |
| <b>Outcomes Framework</b>          | Public Health Outcomes Framework Indicator 2.06ii   |
| <b>Detailed Specification</b>      | Number of children in Year Six (aged 10-11 years) classified as overweight or very overweight in the academic year as percentage of all children with height and weight recorded. Children are classified as overweight (including very overweight) if their BMI is on or above the 85th centile of the British 1990 growth reference (UK90) according to age and sex. Results obtained from National Child Measurement Programme (NCMP) covering children attending participating state maintained schools in England. |
| <b>Chart Notes South West</b>      | Compares Upper Tier / Unitary Local Authorities in the South West Region. Error bar is 95% confidence interval.   |
| <b>Chart Notes Local Authority</b> | Compares Local Authority Districts in the Devon County Council area. Error bar is 95% confidence interval.  |
| <b>Chart Notes Comparator</b>      | Compares Devon to similar upper tier / unitary local authorities using the 15 closest comparator councils from the Institute of Public Finance (IPF) statistical neighbours for 2015. Error bar is 95% confidence interval.   |
| <b>Chart Notes CCG/Locality</b>    | Rates are not currently available at a Clinical Commissioning Group and locality level.   |
| <b>Chart Notes Trend</b>           | Compares Devon rate with South West region and England over time. Trajectory is based on 0.1% per annum fall.   |
| <b>Chart Notes Inequalities</b>    | Compares areas nationally based on area deprivation. National deprivation quintiles from the 2015 Indices of Deprivation (Index of Multiple Deprivation) used.  |