

PUBLIC HEALTH DEVON OUTCOMES REPORT

Priority 1. Improving the Wider Determinants of Health

Indicator 1.11 Domestic Violence

Period: 2015-16

RAG Rating

Green

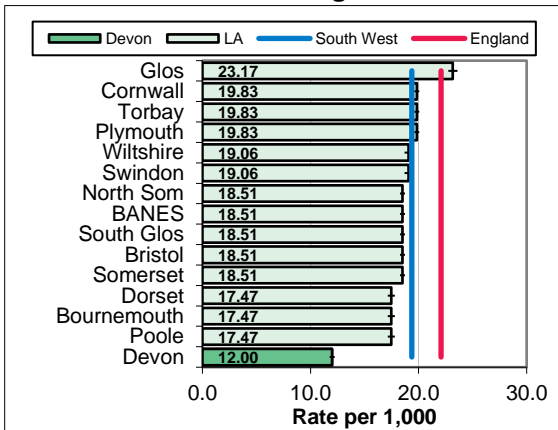
A Amber

Red

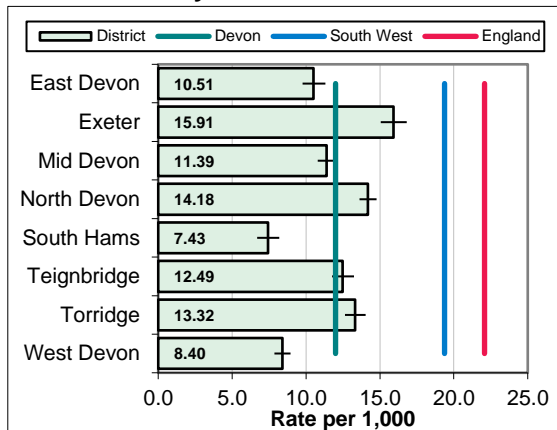
Overview
Domestic Violence incidents recorded by police are reported by Police Force through the Public Health Outcomes Framework. However, Devon breakdowns are possible through local sources and have been added. Devon has a rate of 12.00 per 1,000, below the South West (19.37), comparator group (19.34) and England (22.07) rates. Within Devon rates are highest in Exeter (15.91).

Equalities
CSEW estimate that 7.7% of women and 4.4% of men experienced any type of domestic abuse in the last year. Overall, 26% of women and 14% of men had experienced domestic abuse since the age of 16 (Crime Survey England and Wales). Compared to 2012, the prevalence of domestic abuse has reduced and this change is statistically significant.

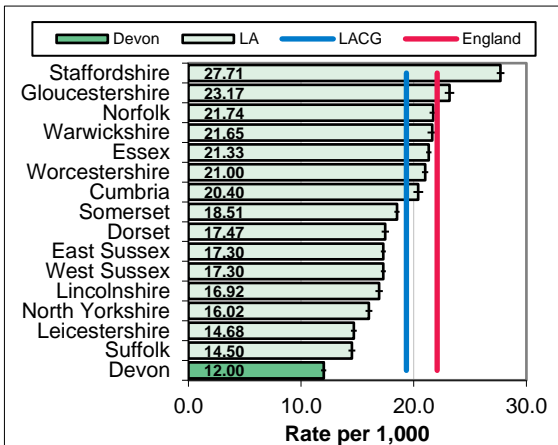
South West Benchmarking



Local Authority District



Local Authority Comparator Group



CCG and Locality Comparison

NOT CURRENTLY AVAILABLE AT CCG / LOCALITY LEVEL

Trend

NOT CURRENTLY AVAILABLE

Inequalities

NOT CURRENTLY AVAILABLE AT A LOCAL LEVEL

PUBLIC HEALTH DEVON OUTCOMES REPORT INDICATOR SPECIFICATION

Domain 1. Improving the Wider Determinants of Health

Indicator 1.11 Domestic Violence

Period: 2015-16

Description	Domestic abuse incidents recorded by the police, crude rate per 1,000 population
Source	Crime Statistics, Focus on: Violent Crime and Sexual Offences (Office for National Statistics)
Update Frequency	Annually, around 14 months in arrears
Outcomes Framework	Public Health Outcomes Framework Indicator 1.11
Detailed Specification	Numerator is the number of incidents of domestic violence recorded by the police. Denominator is the over 18 rounded mid-year population of the area. Rate is numerator divided by denominator multiplied by 1,000.
Chart Notes South West	Compares Upper Tier / Unitary Local Authorities in the South West Region. Error bar is 95% confidence interval. Figures relate to police force area (Devon &
Chart Notes Local Authority	Figures are not currently available at a local authority district level.
Chart Notes Comparator	Compares Devon to similar upper tier / unitary local authorities using the 15 closest comparator councils from the Institute of Public Finance (IPF) statistical neighbours. Error bar is 95% confidence interval. Figures relate to police force area.
Chart Notes CCG/Locality	Figures are not currently available at a Clinical Commissioning Group and locality level.
Chart Notes Trend	Compares Devon rate (Devon and Cornwall) with South West region and England over time.
Chart Notes Inequalities	Figures are not currently available for an inequalities analysis at a local level.