

# DEVON HEALTH AND WELLBEING OUTCOMES REPORT

## Priority 3: Good Health and Wellbeing in Older Age

### Indicator: Injuries Due to Falls

Period: 2016-17

#### RAG Rating

**G** Green

Amber

Red

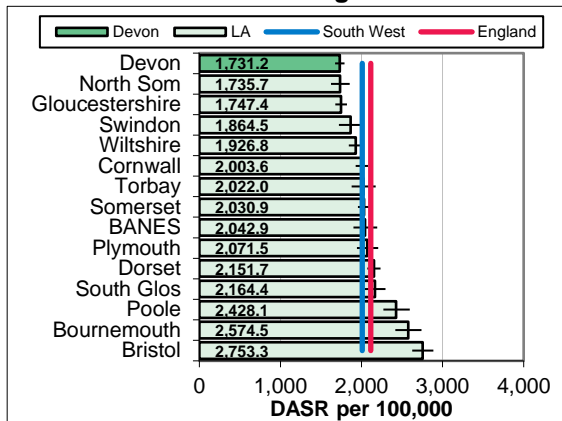
#### Overview

There were 3,485 admissions due to falls in 2016-17 in Devon for people aged 65 and over. The age standardised rate per 100,000 was 1731.2 in Devon, which is below the South West (2009.0), local authority comparator group (1881.2) and England (2113.8) rates. The rate in Devon is the lowest in the South West. Within Devon rates were significantly lower in Mid Devon. Rates in Devon are similar to 2015-16 levels.

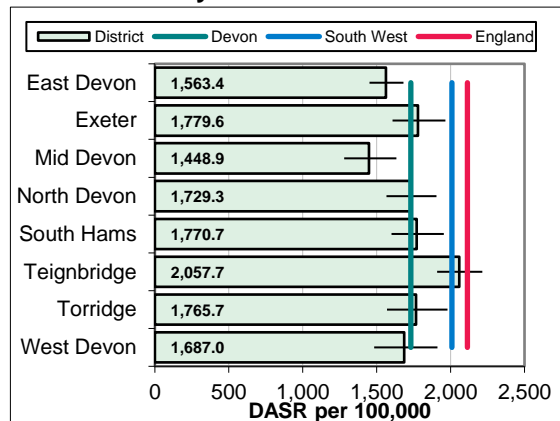
#### Equalities

Rates are higher in females (1967.0) than males (1411.0). Age standardised admission rates have remained consistently higher in the most deprived deprivation quintile. Rates increase sharply with age with an age-specific rate of 419.4 for persons aged 65 to 69, compared with 6456.0 for those aged 85 and over.

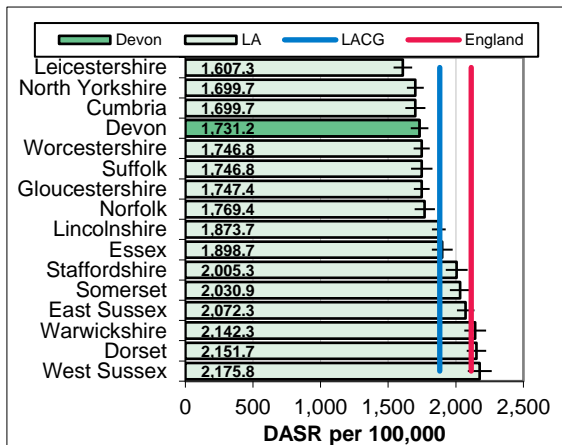
#### South West Benchmarking



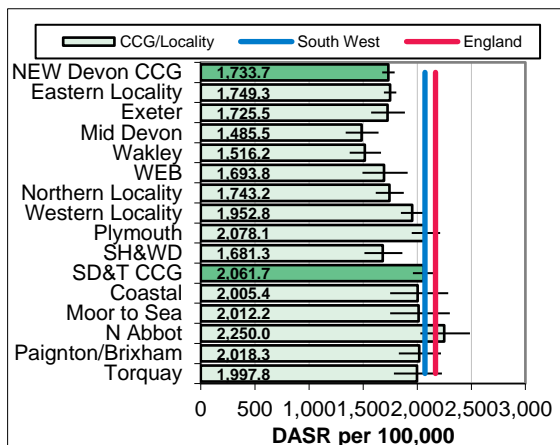
#### Local Authority District



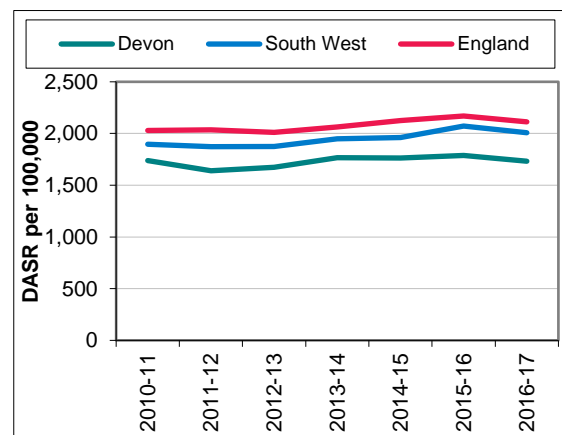
#### Local Authority Comparator Group (LACG)



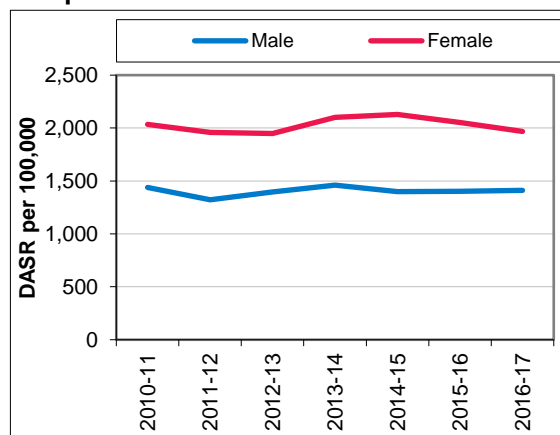
#### CCG and Locality Comparison



#### Trend



#### Inequalities



# DEVON HEALTH AND WELLBEING OUTCOMES REPORT

## INDICATOR SPECIFICATION

**Priority 3:** Good Health and Wellbeing in Older Age

**Indicator:** Injuries Due to Falls

**Period:** 2016-17

<b>Description</b>	Emergency hospital admissions for falls injuries in persons aged 65 and over, directly age-sex standardised rate per 100,000.
<b>Source</b>	Hospital Episode Statistics (HES), Health and Social Care Information Centre: analysed nationally by West Midlands Knowledge and Information Team, and locally by Devon Public Health Intelligence Team
<b>Update Frequency</b>	Annually, around six months after year end (2017-18 national comparators due Feb 2019).
<b>Outcomes Framework</b>	Public Health Outcomes Framework Indicator 2.24
<b>Detailed Specification</b>	Emergency admissions for falls injuries classified by primary diagnosis code (ICD10 code S00-T98) and external cause (ICD10 code W00-W19) and an emergency admission code. Age at admission 65 and over. Counted by first finished consultant episode (excluding regular and day attenders) in financial year in which episode ended, by local authority and region of residence from the HES data. Population based on Local Authority estimates of resident population produced by ONS. Analysis uses the quinary age bands 65-69, 70-74, 75-79, 80-84 and 85+, by sex. Calculated using the 2013 European Standard Population.
<b>Chart Notes South West</b>	Compares Upper Tier / Unitary Local Authorities in the South West Region. Error bar is 95% confidence interval.
<b>Chart Notes Local Authority</b>	Compares Local Authority Districts in the Devon County Council area. Error bar is 95% confidence interval.
<b>Chart Notes Comparator</b>	Compares Devon to similar upper tier / unitary local authorities using the 15 closest comparator councils from the Institute of Public Finance (IPF) statistical neighbours for 2015. Error bar is 95% confidence interval.
<b>Chart Notes CCG/Locality</b>	Displays rates for the two Clinical Commissioning Groups in the wider Devon area, their localities, and their sub-localities. This is based on GP practice attributions. Error bar is 95% confidence interval.
<b>Chart Notes Trend</b>	Compares Devon rate with South West region and England over time.
<b>Chart Notes Inequalities</b>	Compares areas within Devon based on sex.