

# PUBLIC HEALTH DEVON OUTCOMES REPORT

## Domain 2. Health Improvement

### Indicator 2.14 Adult Smoking Prevalence

Period: 2016

#### RAG Rating

**G** Green

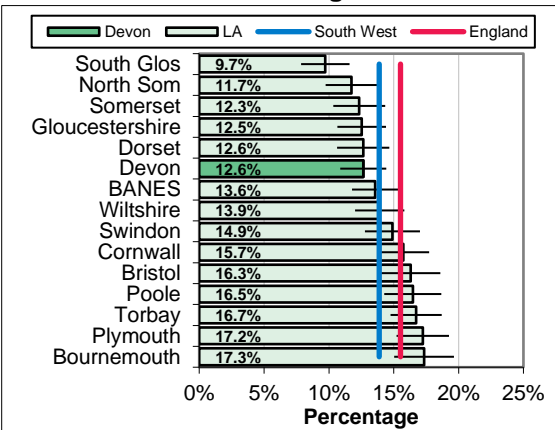
Amber

Red

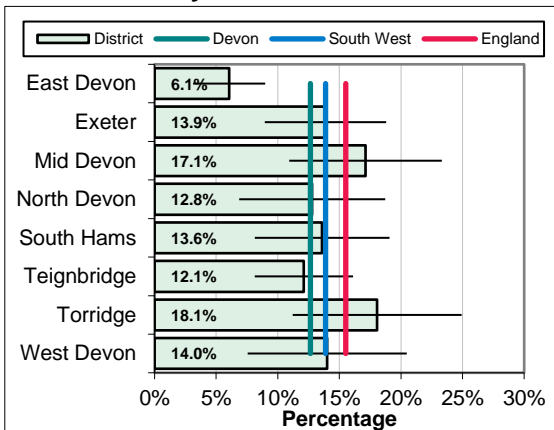
**Overview**  
The latest figures from the Annual Population Survey (APS) suggest that 12.6% of the adult population in Devon smoke. This is below the South West (13.9%), local authority comparator group (14.3%) and England rate (15.5%). Smoking prevalence rates have dropped in Devon over recent years. Variations observed at a local authority district level were typically not statistically significant, although rates in East Devon (6.1%) were significantly below the South West and England rates.

**Equalities**  
Smoking rates in Devon are higher in people working in routine and manual occupations (25.4%), although rates are falling. Levels of smoking are highest in the 25 to 29 age group, and are higher in males than females, although it should be noted that rates have been slower to fall in females. Adults smoking in the household greatly increases the likelihood of children taking up smoking at age 16.

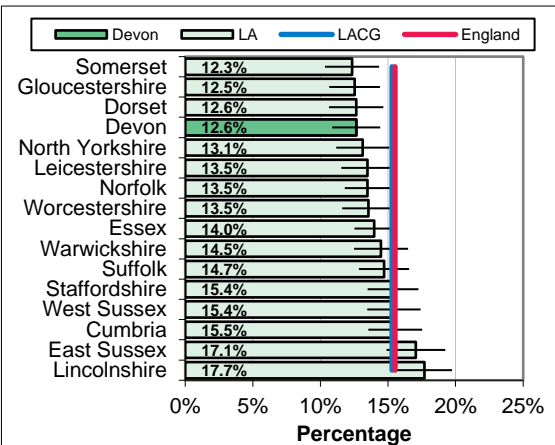
#### South West Benchmarking



#### Local Authority District



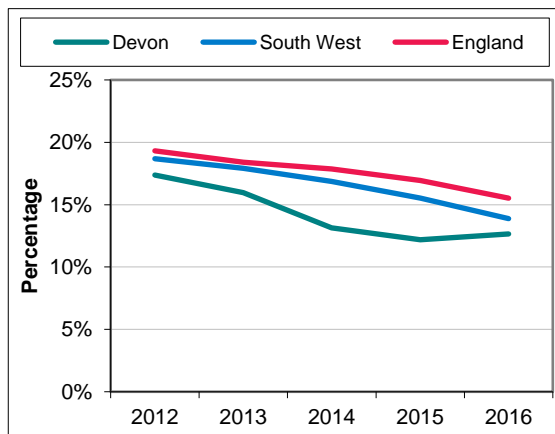
#### Local Authority Comparator Group



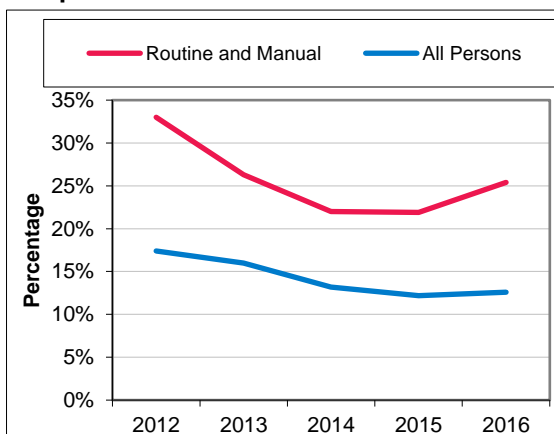
#### CCG and Locality Comparison

NOT CURRENTLY AVAILABLE AT CCG / LOCALITY LEVEL

#### Trend



#### Inequalities



## PUBLIC HEALTH DEVON OUTCOMES REPORT INDICATOR SPECIFICATION

**Domain 2.** Health Improvement  
**Indicator 2.14** Adult Smoking Prevalence  
**Period:** 2016

|                                    |   |
|------------------------------------|---|
| <b>Description</b>                 | Percentage of adults aged 18 and over who smoke   |
| <b>Source</b>                      | Annual Population Survey (APS)  |
| <b>Update Frequency</b>            | Annually, around eight months in arrears (2017 update expected August 2018)   |
| <b>Outcomes Framework</b>          | Public Health Outcomes Framework Indicator 2.14   |
| <b>Detailed Specification</b>      | The number of persons aged 18+ who are self-reported smokers in the Annual Population Survey. The number of respondents has been weighted in order to improve representativeness of the sample. The weights take into account survey design and non-response. Denominator is Total number of respondents (with valid recorded smoking status) aged 18+ from the Annual Population Survey. |
| <b>Chart Notes South West</b>      | Compares Upper Tier / Unitary Local Authorities in the South West Region. Error bar is 95% confidence interval.   |
| <b>Chart Notes Local Authority</b> | Compares Local Authority Districts in the Devon County Council area. Error bar is 95% confidence interval.  |
| <b>Chart Notes Comparator</b>      | Compares Devon to similar upper tier / unitary local authorities using the 15 closest comparator councils from the Institute of Public Finance (IPF) statistical neighbours. Error bar is 95% confidence interval.  |
| <b>Chart Notes CCG/Locality</b>    | Rates cannot currently be calculated at a Clinical Commissioning Group and locality level.  |
| <b>Chart Notes Trend</b>           | Compares Devon rate with South West region and England over time.   |
| <b>Chart Notes Inequalities</b>    | Compares smoking prevalence in routine and manual occupation groups with the overall prevalence over time.  |